

Assembly instructions | הוראות הרכבה



ספייסר מפלסטיק
Plastic spacer



דיבל בטון
Concrete dowel


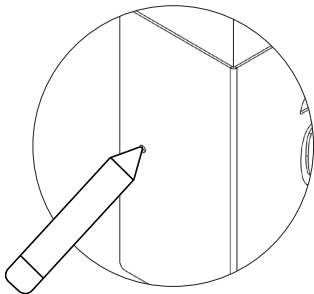


דיבל גבס
Gypsum dowel

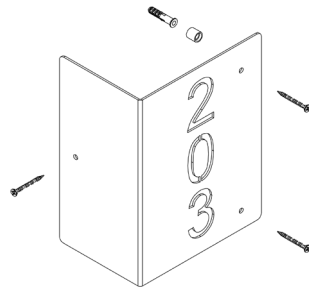
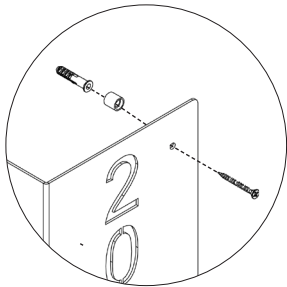


בורג פיליפס עם ראש הפוך 3.5X45
Countersunk Head Phillips
Screw 3.5X45


AM-SHL-F-1



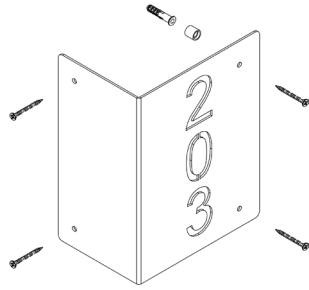
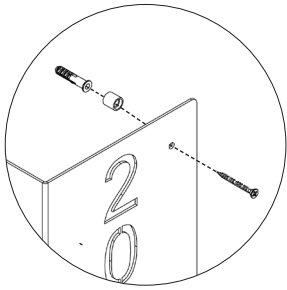

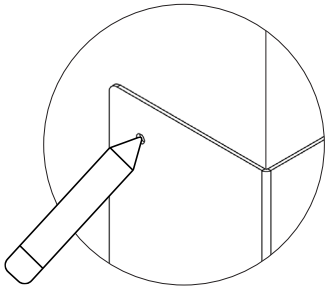
01




02



03



02



03

* הוראות ההרכבה אינן מתייחסות למידות אישיות, במידה והזמנתם מידה אישית, המשך בתהליך עד לחיבור כל החורים לקיר.

* The assembly instructions do not refer to personal sizes, if you ordered a personal size, continue the process until all the holes are connected to the wall.