

# Assembly instructions | הוראות הרכבה



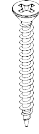
ספייר מפלסטיק  
Plastic spacer



דיבל בטון  
Concrete dowel

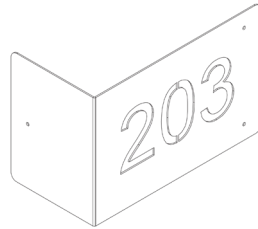
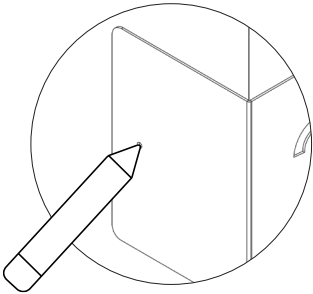


דיבל גבס  
Gypsum dowel

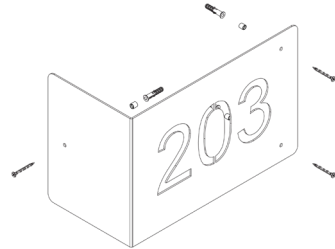
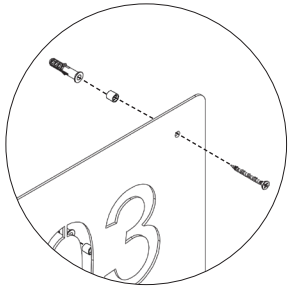


בורג פיליפס עם ראש הפוך 3.5X45  
Countersunk Head Phillips  
Screw 3.5X45

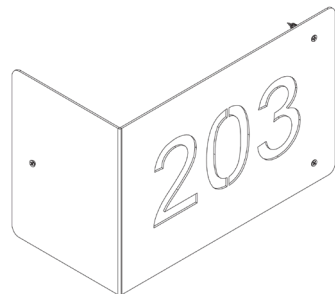
AM-SHL-E-1 | AM-SHL-E-2



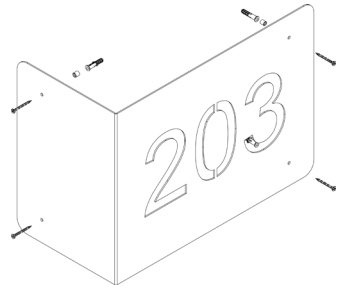
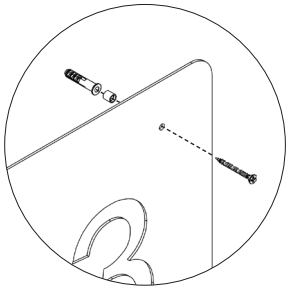
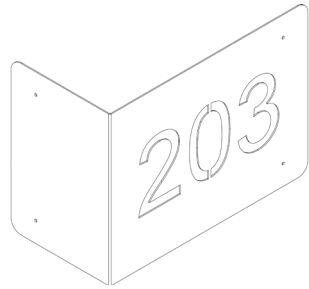
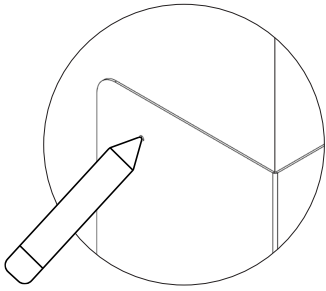
01



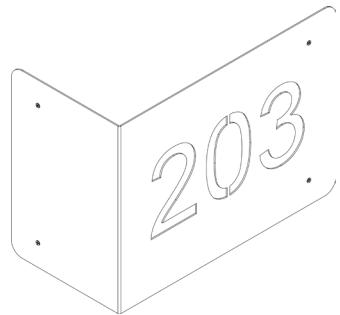
02



03



02



03

\* הוראות ההרכבה אינן מתייחסות למידות אישיות, במידה והזמנתם מידה אישית, המשך בתהליך עד לחיבור כל החורים לקיר.

\* The assembly instructions do not refer to personal sizes, if you ordered a personal size, continue the process until all the holes are connected to the wall.